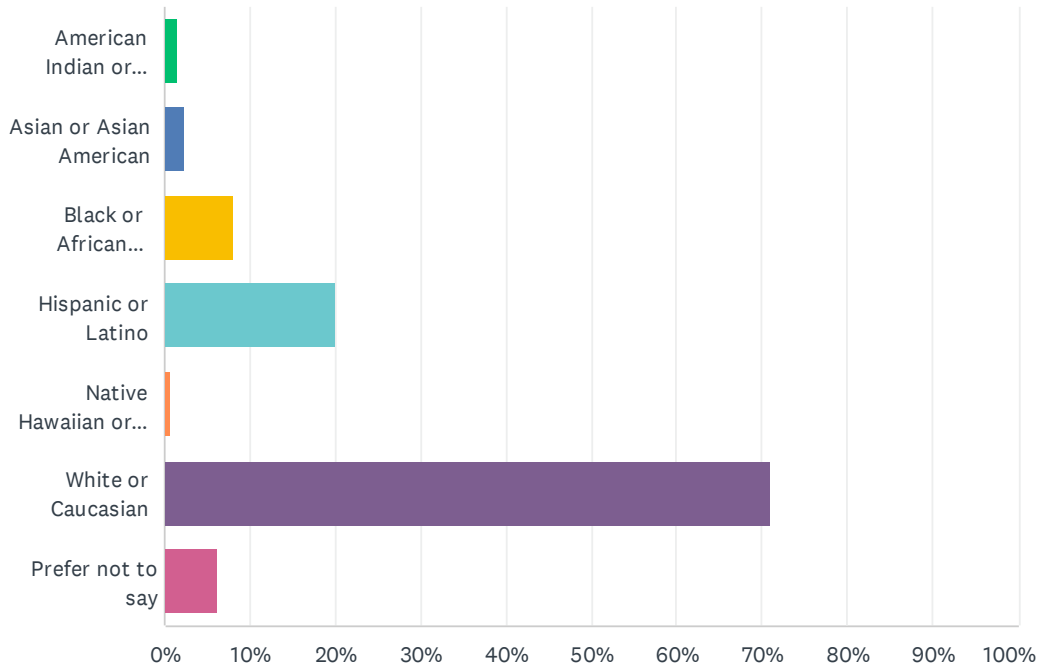


Q1 Please select all options that describe you.

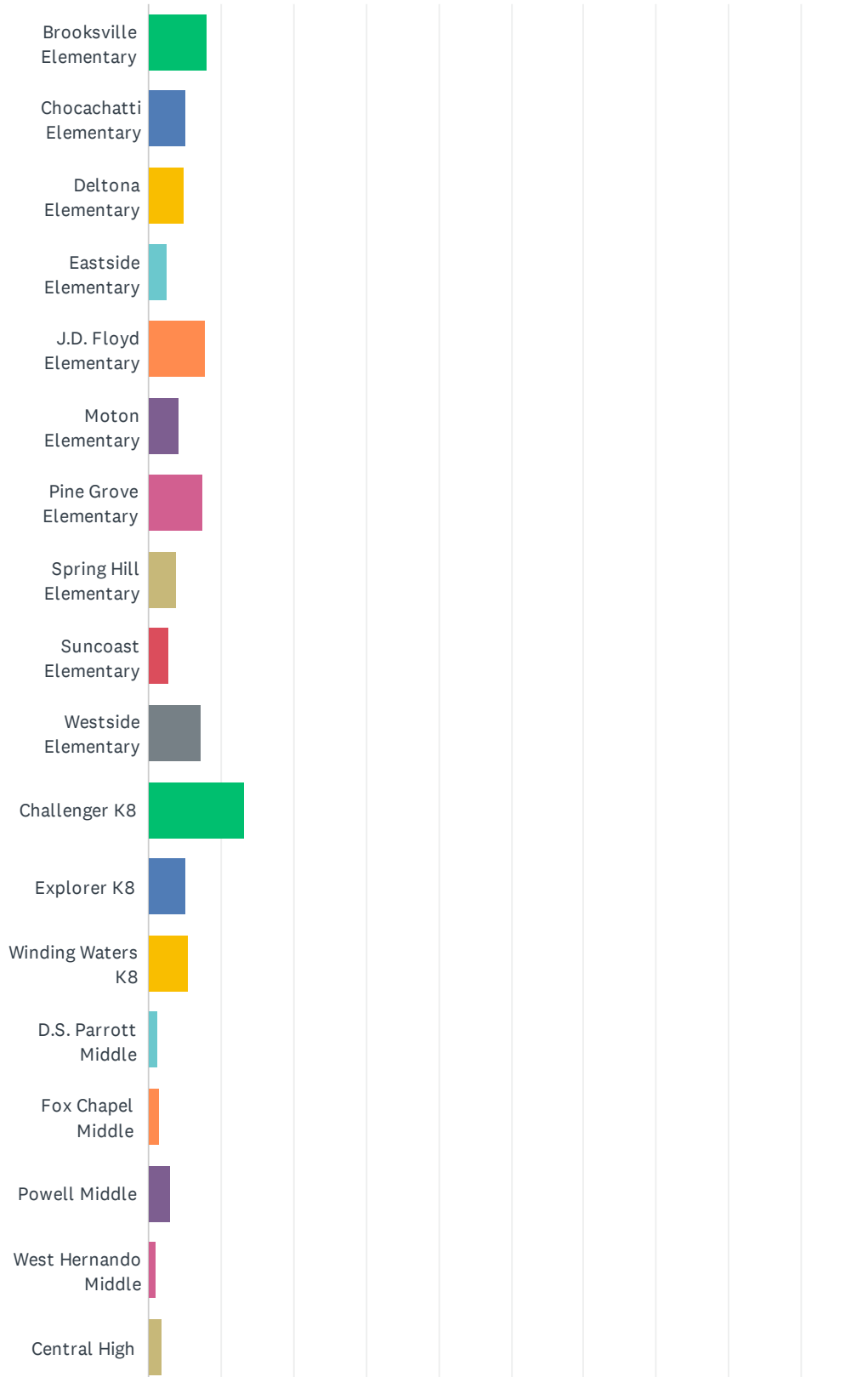
Answered: 5,046 Skipped: 11



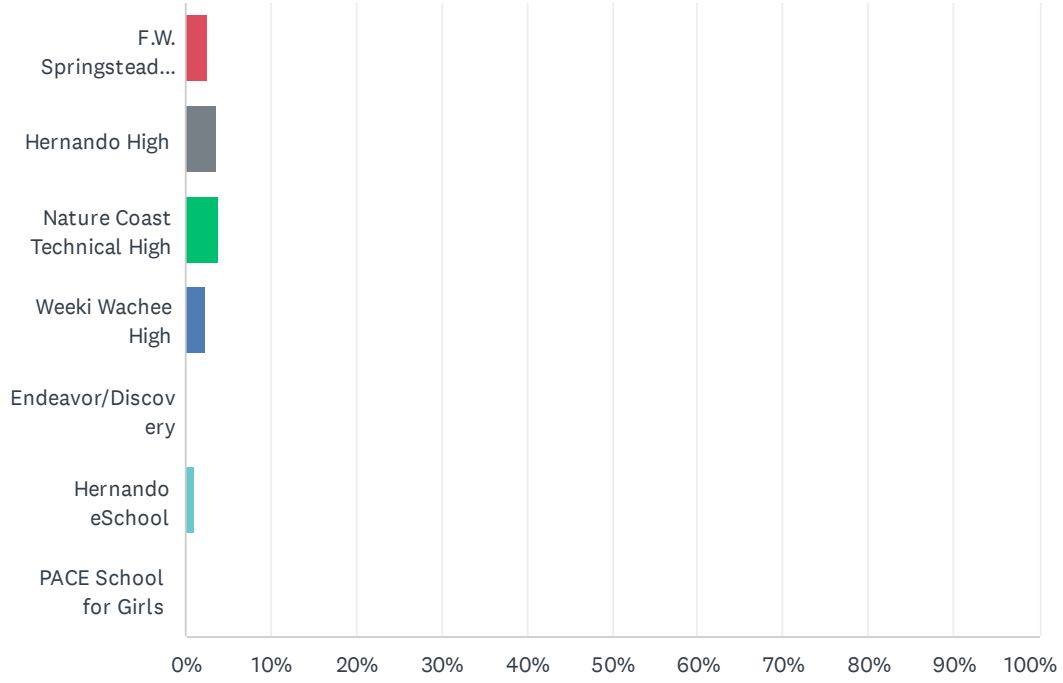
ANSWER CHOICES	RESPONSES	
American Indian or Alaska Native	1.41%	71
Asian or Asian American	2.30%	116
Black or African American	8.05%	406
Hispanic or Latino	20.13%	1,016
Native Hawaiian or other Pacific Islander	0.71%	36
White or Caucasian	71.07%	3,586
Prefer not to say	6.24%	315
Total Respondents: 5,046		

Q2 Please select your child's school. (If you have children in more than one district school, you can take this survey again for a different school.)

Answered: 5,030 Skipped: 27



2022 Parent Survey on School Quality

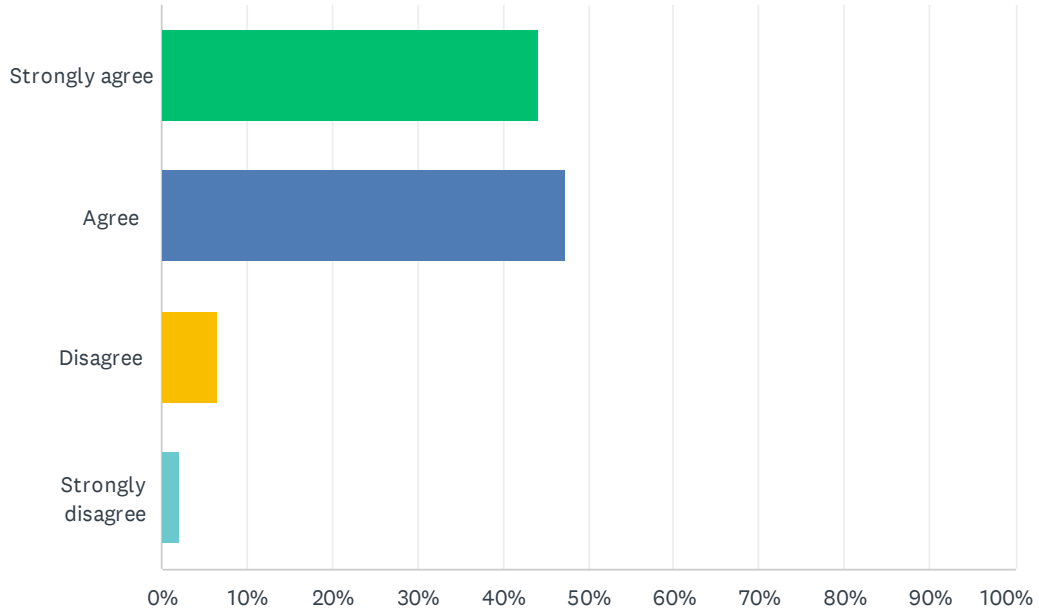


2022 Parent Survey on School Quality

ANSWER CHOICES	RESPONSES	
Brooksville Elementary	8.01%	403
Chocachatti Elementary	5.21%	262
Deltona Elementary	4.89%	246
Eastside Elementary	2.50%	126
J.D. Floyd Elementary	7.93%	399
Moton Elementary	4.19%	211
Pine Grove Elementary	7.50%	377
Spring Hill Elementary	3.78%	190
Suncoast Elementary	2.80%	141
Westside Elementary	7.16%	360
Challenger K8	13.16%	662
Explorer K8	5.17%	260
Winding Waters K8	5.51%	277
D.S. Parrott Middle	1.25%	63
Fox Chapel Middle	1.51%	76
Powell Middle	2.92%	147
West Hernando Middle	1.15%	58
Central High	1.83%	92
F.W. Springstead High	2.56%	129
Hernando High	3.58%	180
Nature Coast Technical High	3.86%	194
Weeki Wachee High	2.29%	115
Endeavor/Discovery	0.08%	4
Hernando eSchool	1.15%	58
PACE School for Girls	0.00%	0
TOTAL		5,030

Q11 School staff set high learning standards and expectations for students.

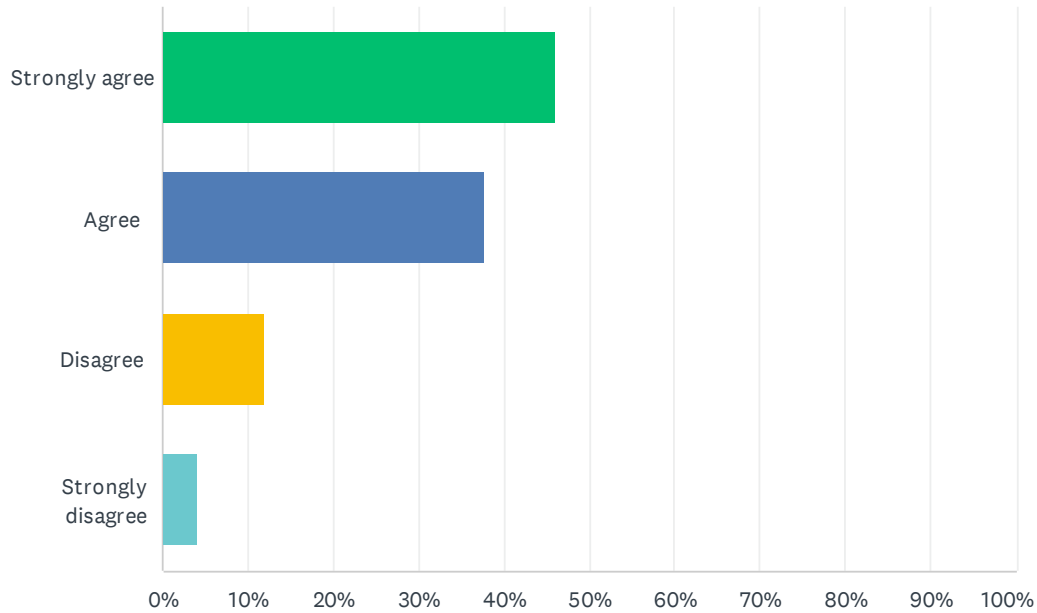
Answered: 4,026 Skipped: 1,031



ANSWER CHOICES	RESPONSES	
Strongly agree	44.04%	1,773
Agree	47.29%	1,904
Disagree	6.56%	264
Strongly disagree	2.11%	85
TOTAL		4,026

Q12 My child's teacher(s) keep me informed of how my child is being graded and on their academic progress.

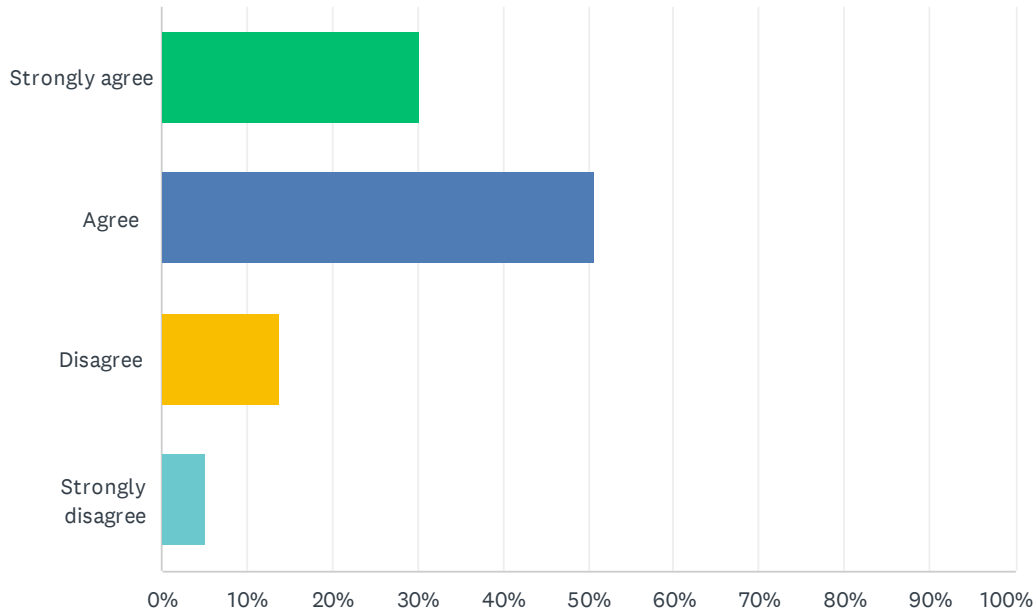
Answered: 4,029 Skipped: 1,028



ANSWER CHOICES	RESPONSES	
Strongly agree	46.12%	1,858
Agree	37.78%	1,522
Disagree	12.04%	485
Strongly disagree	4.07%	164
TOTAL		4,029

Q13 This school offers a variety of academic and extra-curricular options (i.e. electives or specials) that meet my child's learning needs.

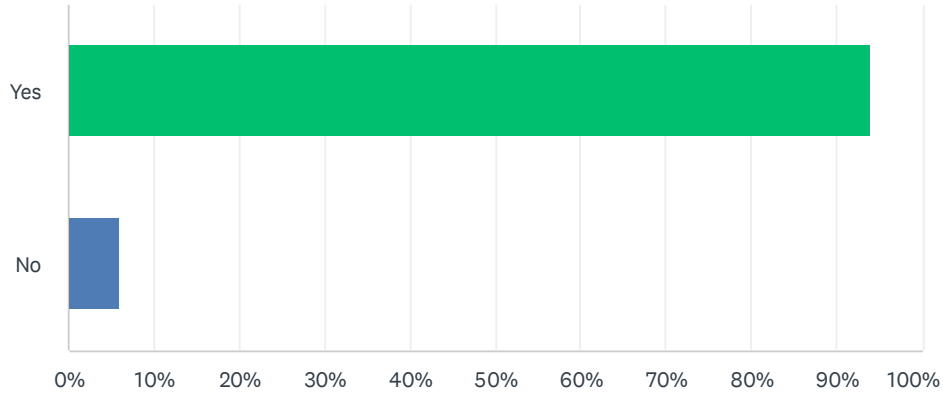
Answered: 4,019 Skipped: 1,038



ANSWER CHOICES	RESPONSES	
Strongly agree	30.18%	1,213
Agree	50.83%	2,043
Disagree	13.81%	555
Strongly disagree	5.18%	208
TOTAL		4,019

Q14 At my child's school, there is a teacher, counselor or other staff member, to whom a student can go for help with a school-related problem.

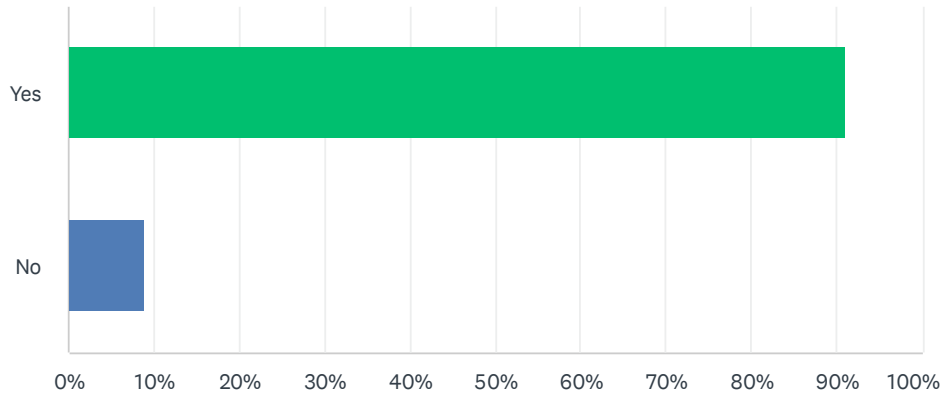
Answered: 4,020 Skipped: 1,037



ANSWER CHOICES	RESPONSES	
Yes	94.10%	3,783
No	5.90%	237
TOTAL		4,020

Q15 At my child' school, there is a teacher, counselor or other staff member, to whom a student can go for help with a personal problem.

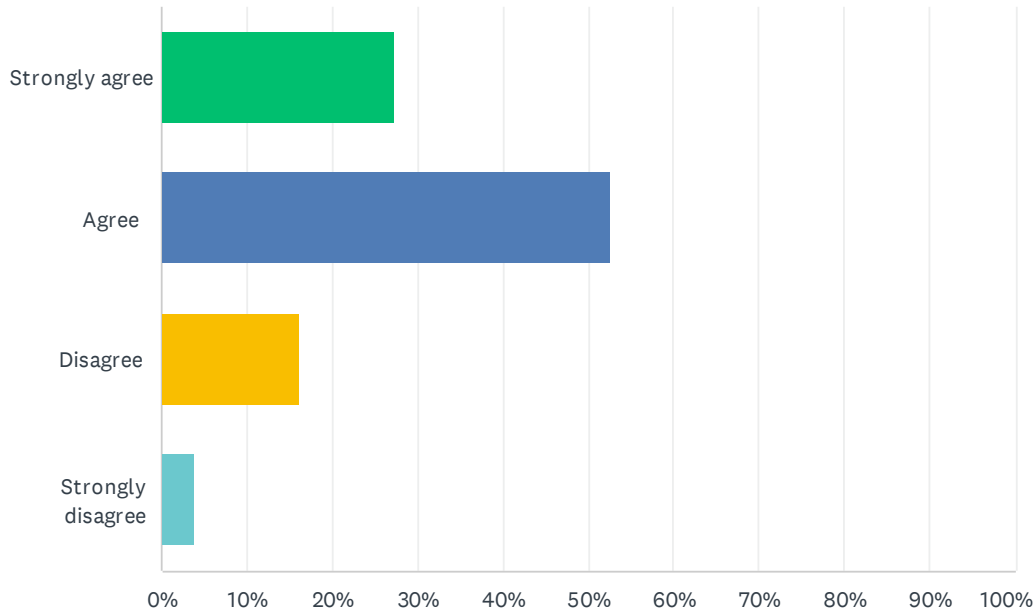
Answered: 4,011 Skipped: 1,046



ANSWER CHOICES	RESPONSES	
Yes	91.05%	3,652
No	8.95%	359
TOTAL		4,011

Q16 This school provides excellent support services (e.g., counseling, college or career planning).

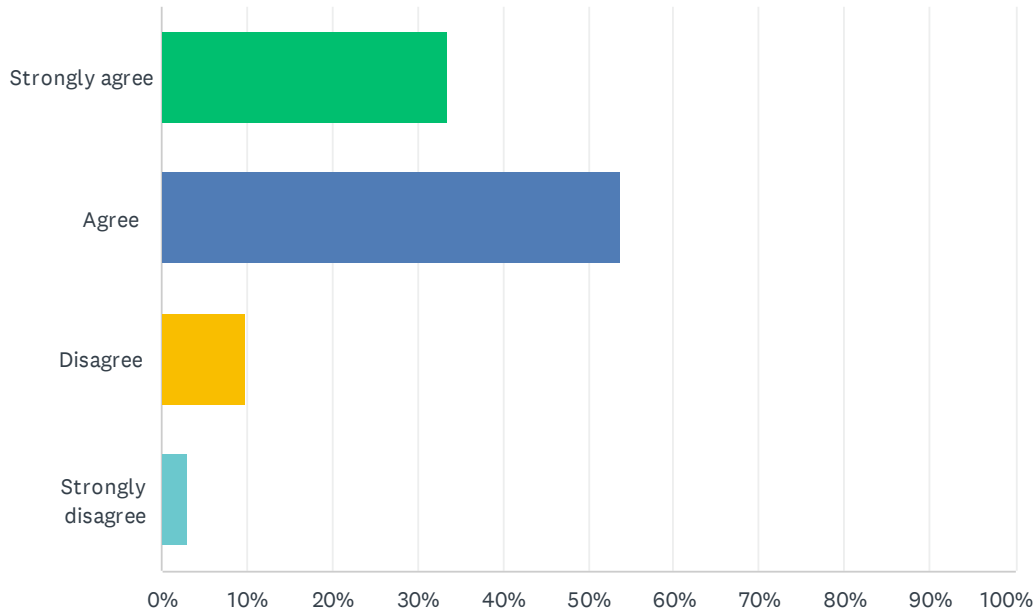
Answered: 3,984 Skipped: 1,073



ANSWER CHOICES	RESPONSES	
Strongly agree	27.38%	1,091
Agree	52.66%	2,098
Disagree	16.16%	644
Strongly disagree	3.79%	151
TOTAL		3,984

Q17 School administrators make decisions that are in the best interests of students.

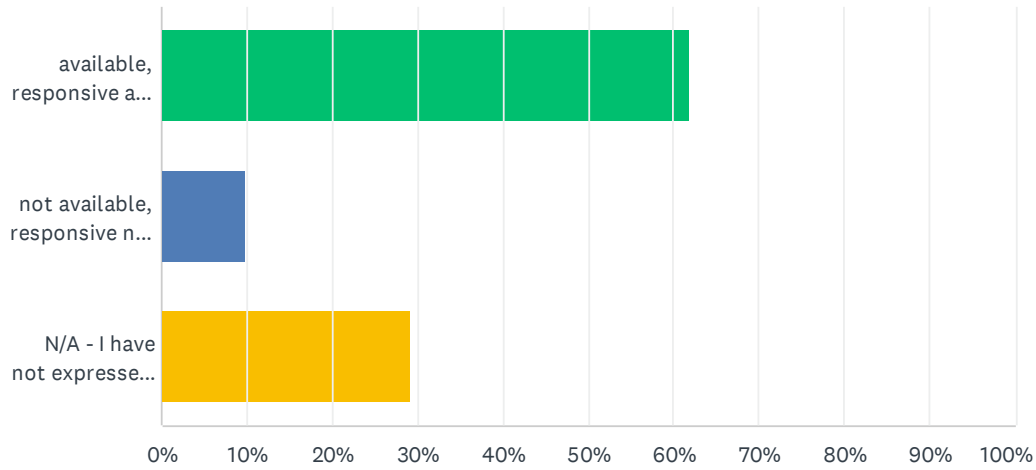
Answered: 3,862 Skipped: 1,195



ANSWER CHOICES	RESPONSES	
Strongly agree	33.45%	1,292
Agree	53.73%	2,075
Disagree	9.76%	377
Strongly disagree	3.06%	118
TOTAL		3,862

Q18 When I have a school-related concern, school administrators are

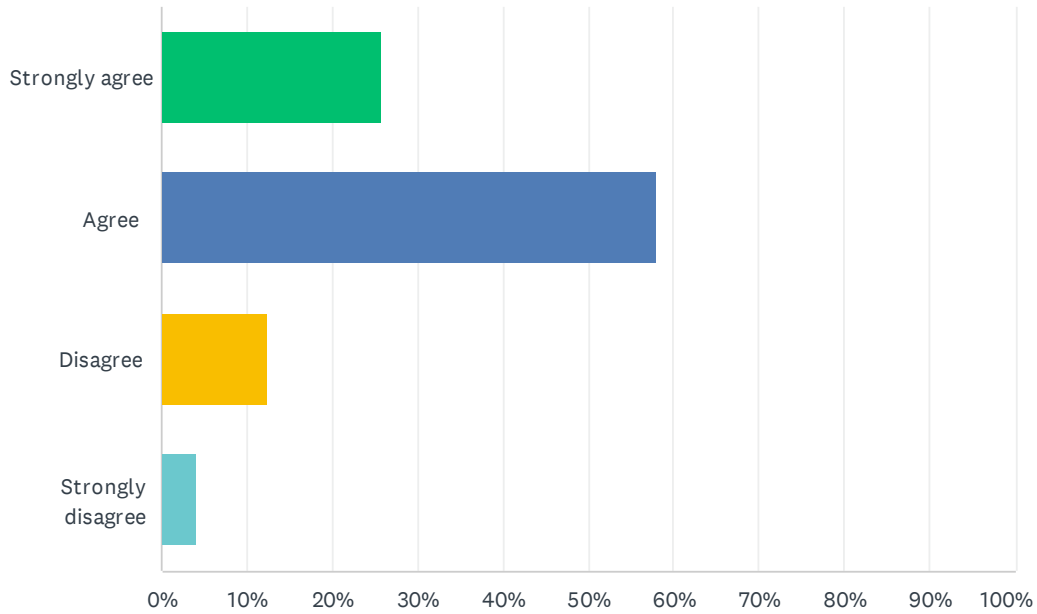
Answered: 3,877 Skipped: 1,180



ANSWER CHOICES	RESPONSES	
available, responsive and courteous in addressing the concern.	61.80%	2,396
not available, responsive nor courteous in addressing the concern.	9.78%	379
N/A - I have not expressed a concern to school administration.	29.30%	1,136
Total Respondents: 3,877		

Q19 Discipline in this school is enforced fairly.

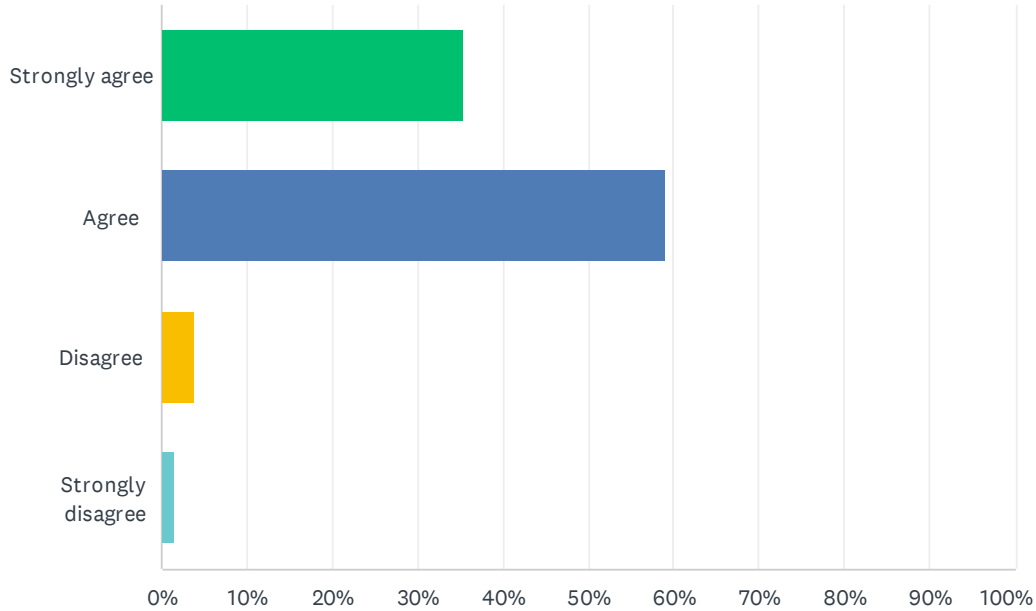
Answered: 3,851 Skipped: 1,206



ANSWER CHOICES	RESPONSES	
Strongly agree	25.71%	990
Agree	58.01%	2,234
Disagree	12.31%	474
Strongly disagree	3.97%	153
TOTAL		3,851

Q20 At this school, administrators implement processes and routines that help the school day, events and/or activities run safely and smoothly.

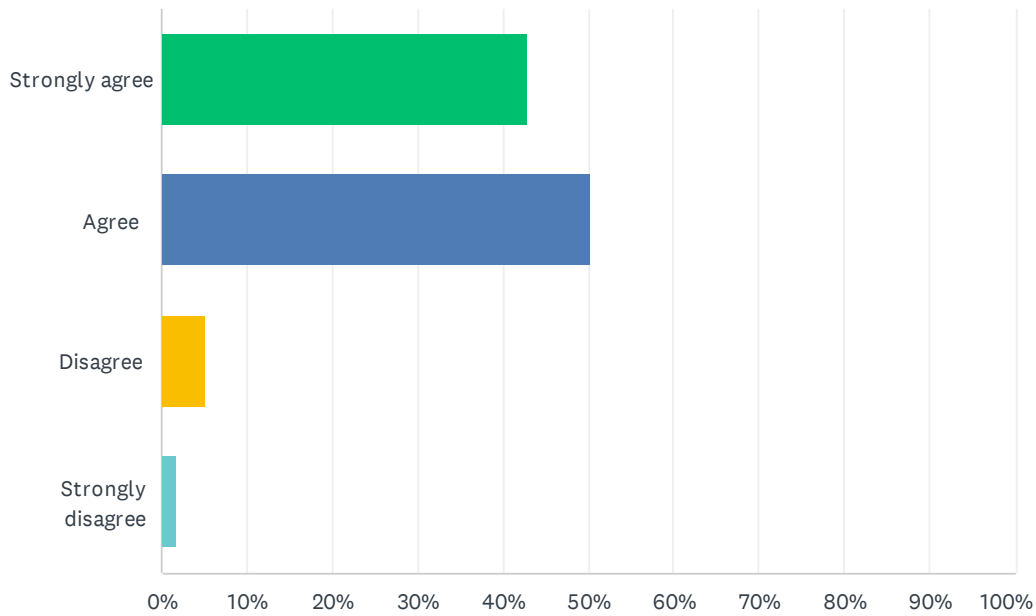
Answered: 3,852 Skipped: 1,205



ANSWER CHOICES	RESPONSES	
Strongly agree	35.44%	1,365
Agree	59.16%	2,279
Disagree	3.84%	148
Strongly disagree	1.56%	60
TOTAL		3,852

Q21 My child's school is clean, in good repair and a pleasure to visit.

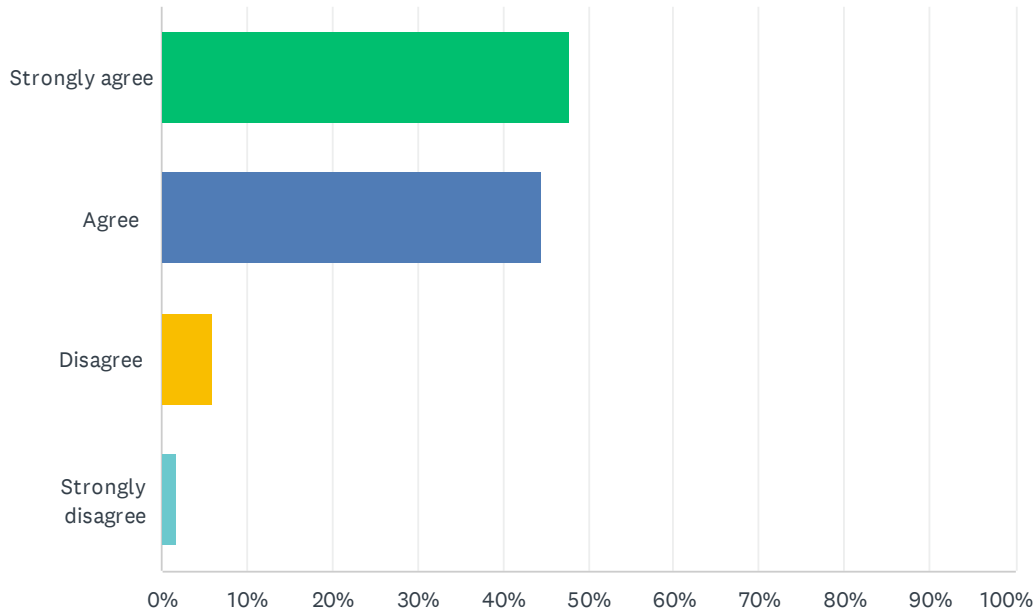
Answered: 3,868 Skipped: 1,189



ANSWER CHOICES	RESPONSES	
Strongly agree	42.79%	1,655
Agree	50.26%	1,944
Disagree	5.22%	202
Strongly disagree	1.73%	67
TOTAL		3,868

Q22 This school uses a variety of methods to inform families about school news and activities.

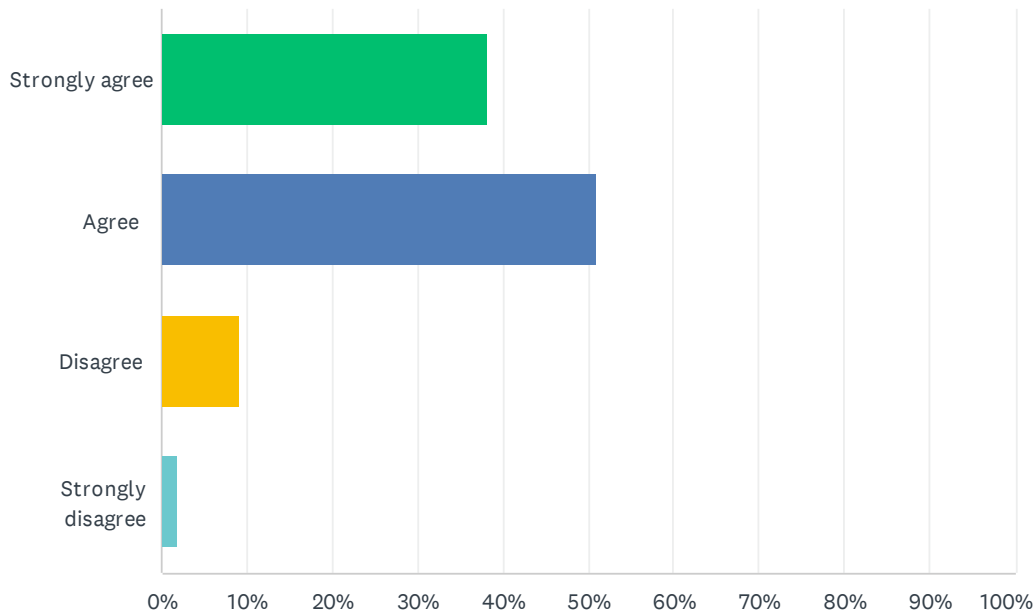
Answered: 3,721 Skipped: 1,336



ANSWER CHOICES	RESPONSES	
Strongly agree	47.86%	1,781
Agree	44.53%	1,657
Disagree	5.89%	219
Strongly disagree	1.72%	64
TOTAL		3,721

Q23 This school lets families know when rules or routines have changed.

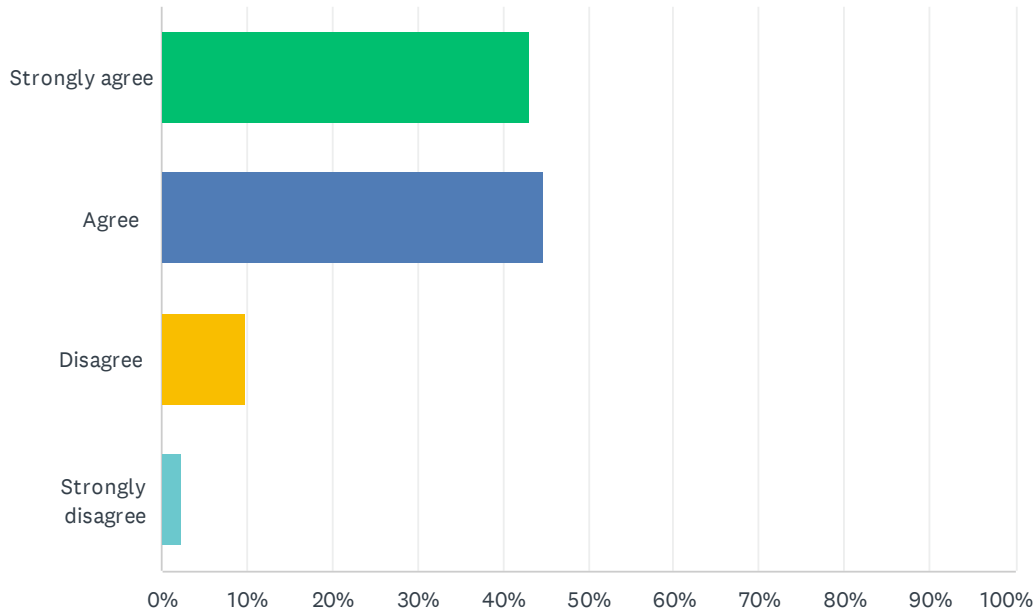
Answered: 3,719 Skipped: 1,338



ANSWER CHOICES	RESPONSES	
Strongly agree	38.10%	1,417
Agree	50.87%	1,892
Disagree	9.17%	341
Strongly disagree	1.86%	69
TOTAL		3,719

Q24 School staff regularly post timely information online, send home newsletters or use apps to keep parents informed.

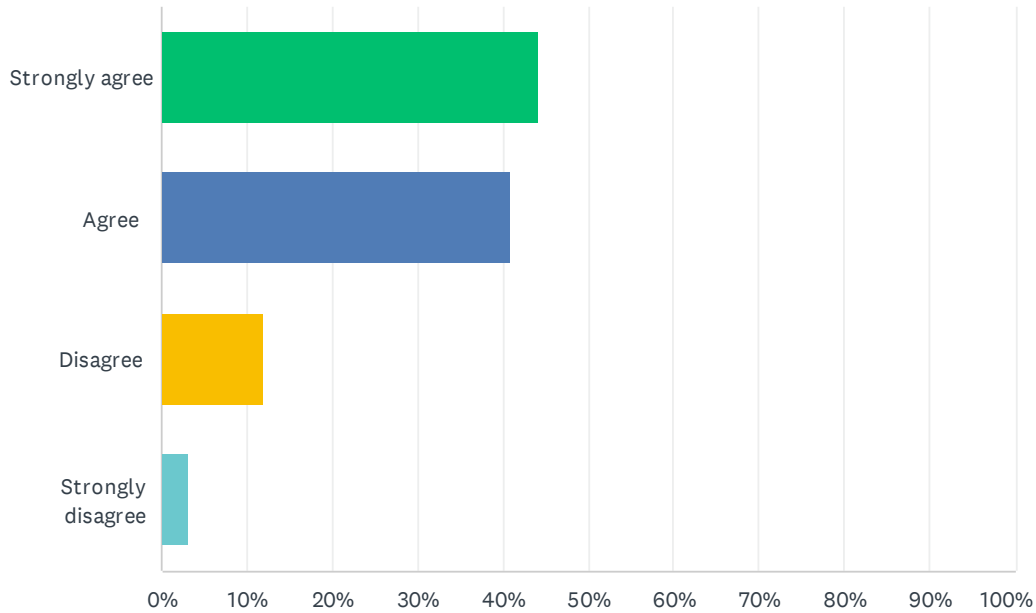
Answered: 3,719 Skipped: 1,338



ANSWER CHOICES	RESPONSES	
Strongly agree	43.00%	1,599
Agree	44.82%	1,667
Disagree	9.90%	368
Strongly disagree	2.29%	85
TOTAL		3,719

Q25 My child's teacher(s) keep me informed about their academic progress.

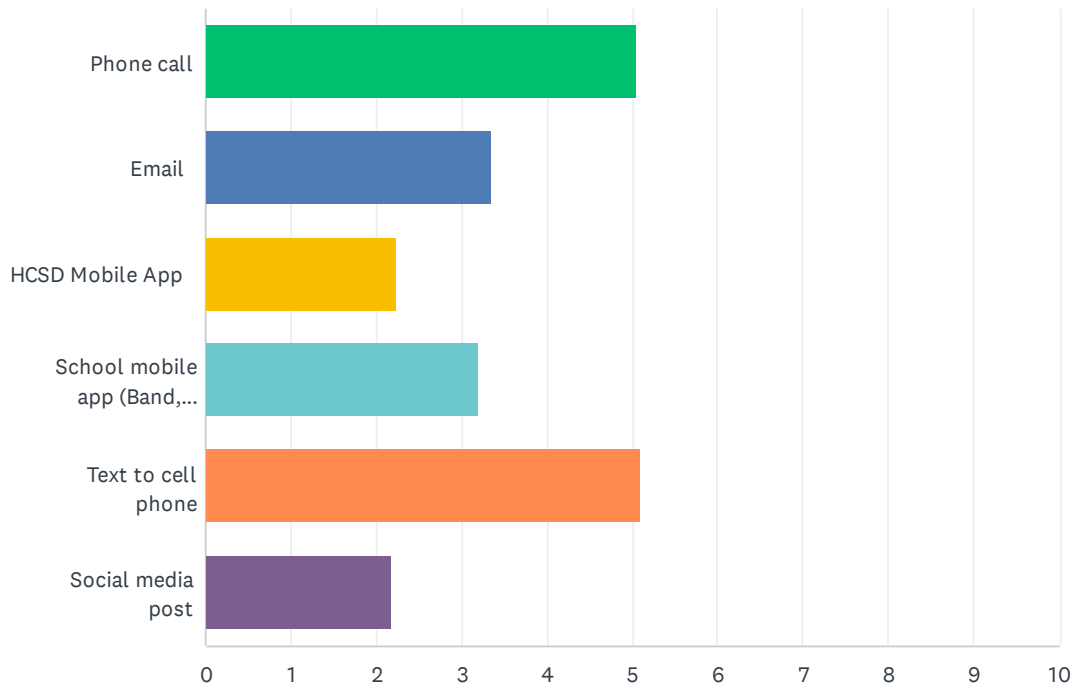
Answered: 3,715 Skipped: 1,342



ANSWER CHOICES	RESPONSES	
Strongly agree	44.15%	1,640
Agree	40.83%	1,517
Disagree	11.90%	442
Strongly disagree	3.12%	116
TOTAL		3,715

Q26 For school emergencies (lockdown, emergency storm notices) rank the following notification methods according to your preferences:

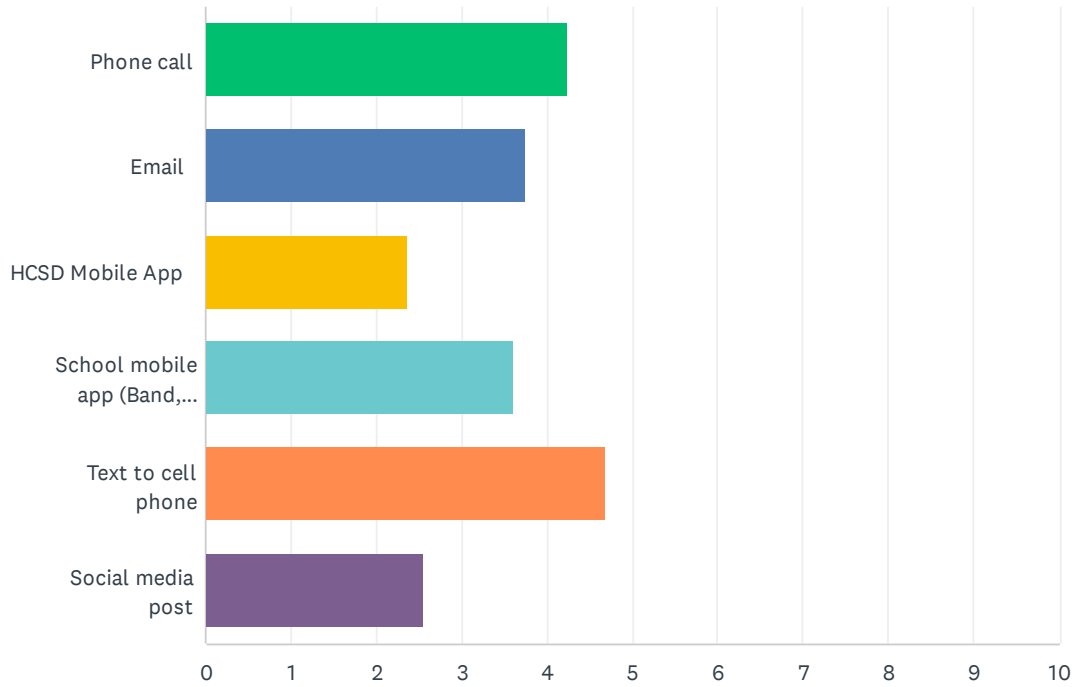
Answered: 3,696 Skipped: 1,361



	1	2	3	4	5	6	TOTAL	SCORE
Phone call	44.54% 1,549	35.51% 1,235	10.32% 359	3.77% 131	2.42% 84	3.45% 120	3,478	5.06
Email	2.43% 80	13.77% 453	34.63% 1,139	24.57% 808	14.75% 485	9.85% 324	3,289	3.35
HCSD Mobile App	1.14% 36	3.27% 103	11.53% 363	19.94% 628	30.64% 965	33.47% 1,054	3,149	2.24
School mobile app (Band, Remind, Dojo)	2.87% 93	10.45% 338	28.19% 912	28.35% 917	21.11% 683	9.03% 292	3,235	3.19
Text to cell phone	49.35% 1,716	33.10% 1,151	6.44% 224	2.53% 88	5.58% 194	2.99% 104	3,477	5.09
Social media post	2.17% 70	3.04% 98	9.99% 322	19.89% 641	23.84% 768	41.06% 1,323	3,222	2.17

Q27 For non-emergencies (school activities, events or deadlines) rank the following notification methods according to your preferences:

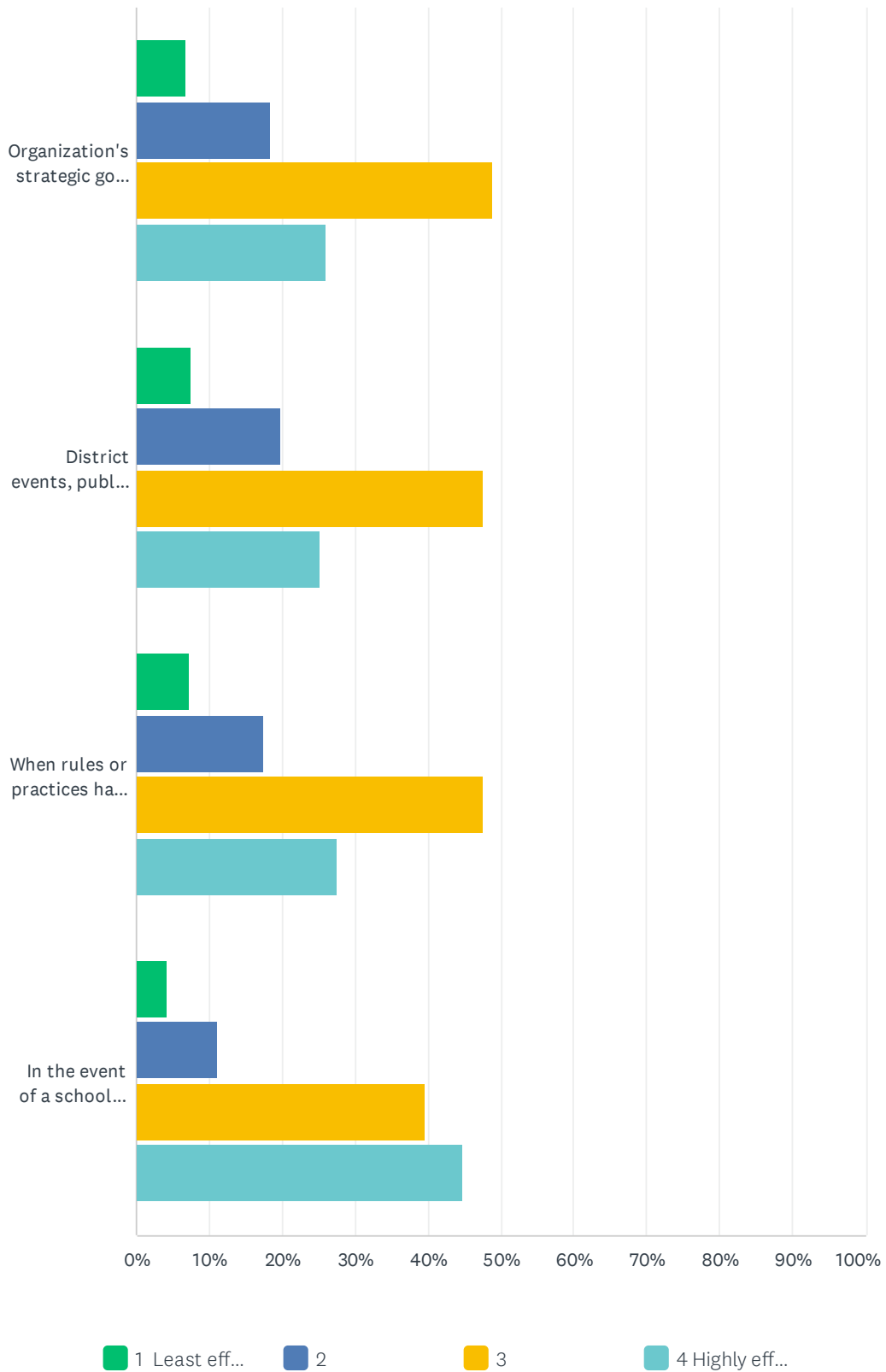
Answered: 3,631 Skipped: 1,426



	1	2	3	4	5	6	TOTAL	SCORE
Phone call	29.30% 965	26.23% 864	14.81% 488	10.35% 341	8.11% 267	11.20% 369	3,294	4.25
Email	9.58% 306	21.16% 676	30.40% 971	20.10% 642	11.49% 367	7.26% 232	3,194	3.75
HCS D Mobile App	1.78% 54	5.05% 153	13.01% 394	19.61% 594	28.99% 878	31.56% 956	3,029	2.36
School mobile app (Band, Remind, Dojo)	17.75% 561	12.59% 398	18.92% 598	22.44% 709	19.34% 611	8.96% 283	3,160	3.60
Text to cell phone	42.04% 1,403	26.25% 876	10.34% 345	7.16% 239	9.89% 330	4.32% 144	3,337	4.70
Social media post	5.77% 180	9.21% 287	12.06% 376	17.61% 549	19.35% 603	36.00% 1,122	3,117	2.56

Q28 How effective are district communications are in the following areas:

Answered: 3,559 Skipped: 1,498

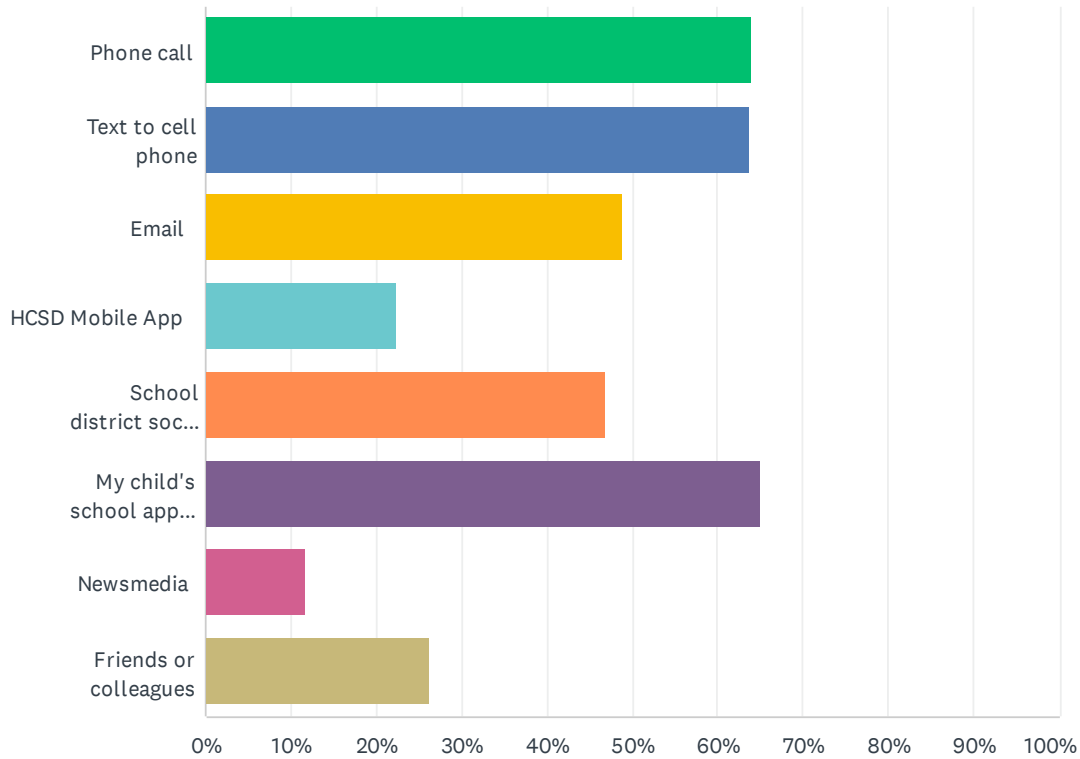


2022 Parent Survey on School Quality

	1 LEAST EFFECTIVE	2	3	4 HIGHLY EFFECTIVE	TOTAL	WEIGHTED AVERAGE
Organization's strategic goals and priorities	6.92% 245	18.27% 647	48.88% 1,731	25.92% 918	3,541	2.94
District events, public meetings, committee openings	7.56% 268	19.73% 700	47.50% 1,685	25.20% 894	3,547	2.90
When rules or practices have changed	7.34% 260	17.47% 619	47.60% 1,687	27.60% 978	3,544	2.95
In the event of a school emergency (Shelter in Place, Secure Perimeter)	4.37% 155	11.14% 395	39.70% 1,408	44.80% 1,589	3,547	3.25

Q29 To learn about events, activities or issues related to the school district, I use the following tools (check all that apply):

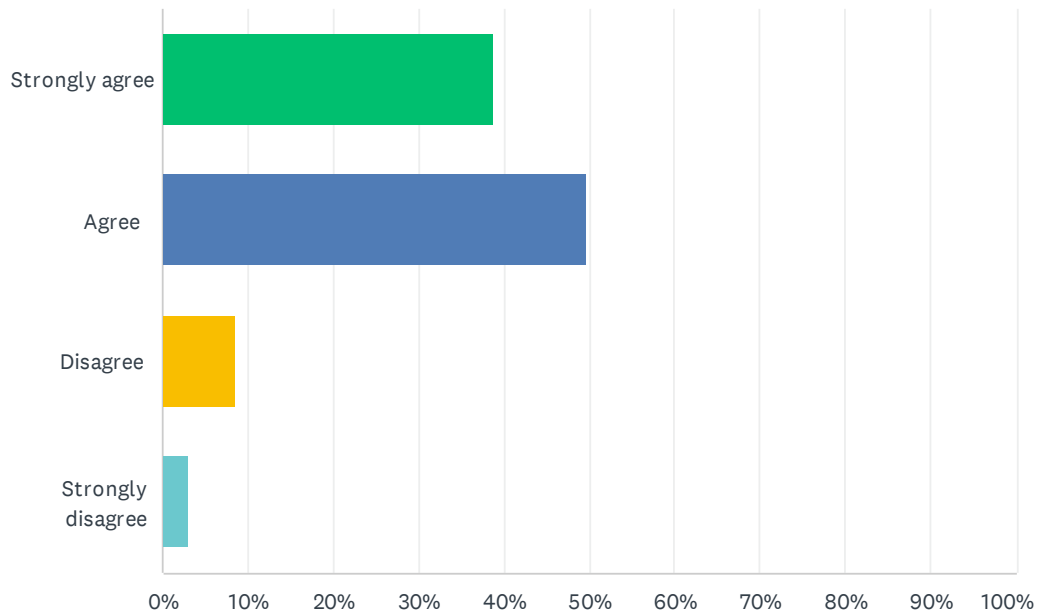
Answered: 3,564 Skipped: 1,493



ANSWER CHOICES	RESPONSES	
Phone call	63.95%	2,279
Text to cell phone	63.80%	2,274
Email	48.79%	1,739
HCSD Mobile App	22.33%	796
School district social media	46.94%	1,673
My child's school app (Remind, Band, DoJo)	65.01%	2,317
Newsmedia	11.67%	416
Friends or colleagues	26.23%	935
Total Respondents: 3,564		

Q30 Staff members and students treat each other with respect.

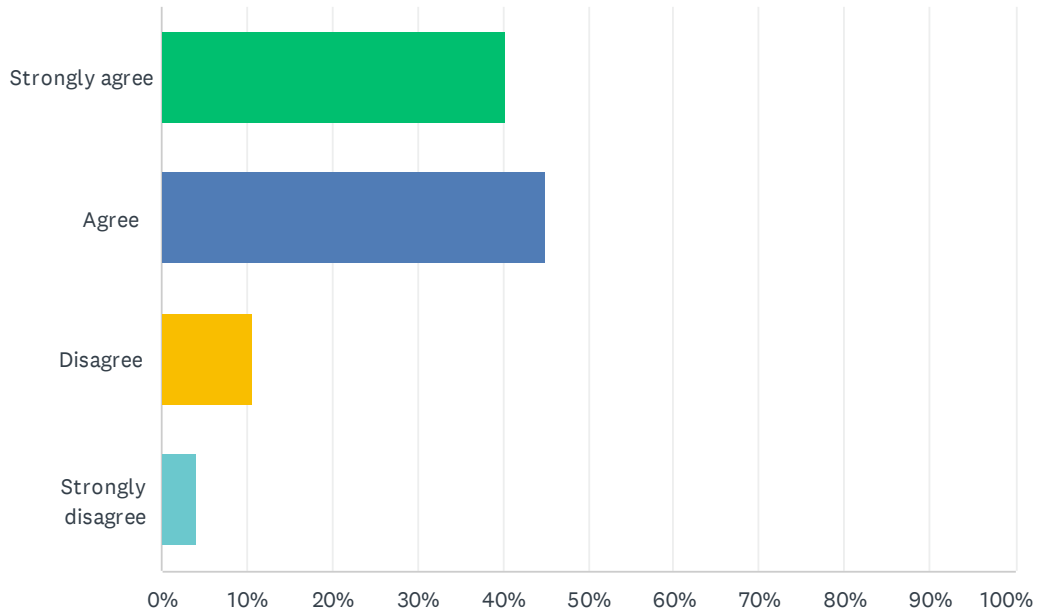
Answered: 3,575 Skipped: 1,482



ANSWER CHOICES	RESPONSES	
Strongly agree	38.80%	1,387
Agree	49.73%	1,778
Disagree	8.45%	302
Strongly disagree	3.02%	108
TOTAL		3,575

Q31 Bullying is not tolerated in this school.

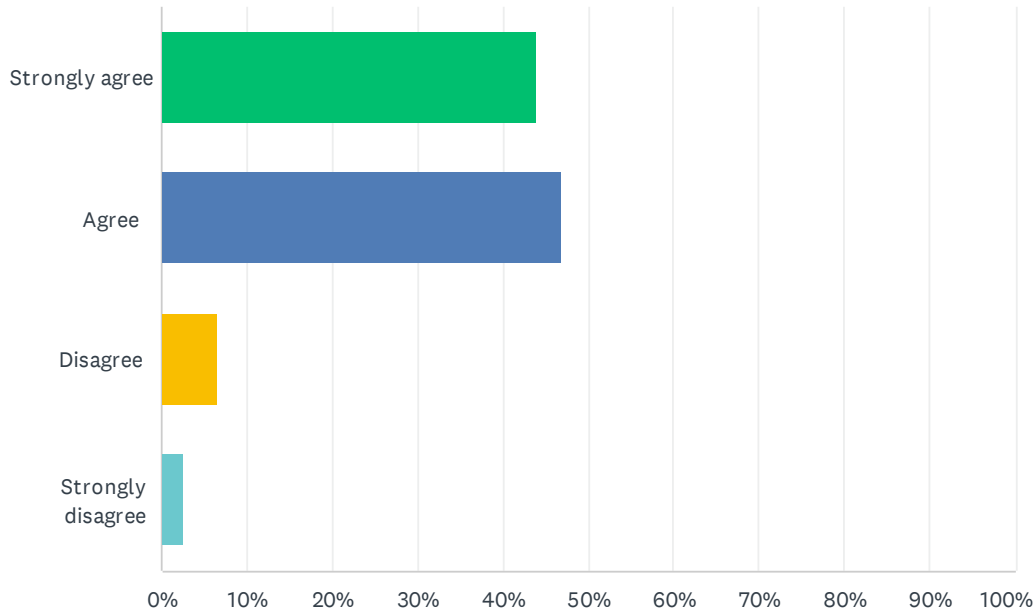
Answered: 3,569 Skipped: 1,488



ANSWER CHOICES	RESPONSES	
Strongly agree	40.21%	1,435
Agree	45.00%	1,606
Disagree	10.73%	383
Strongly disagree	4.06%	145
TOTAL		3,569

Q32 Students in this school are treated fairly regardless of race, culture, religion, sexual orientation, gender or disabilities.

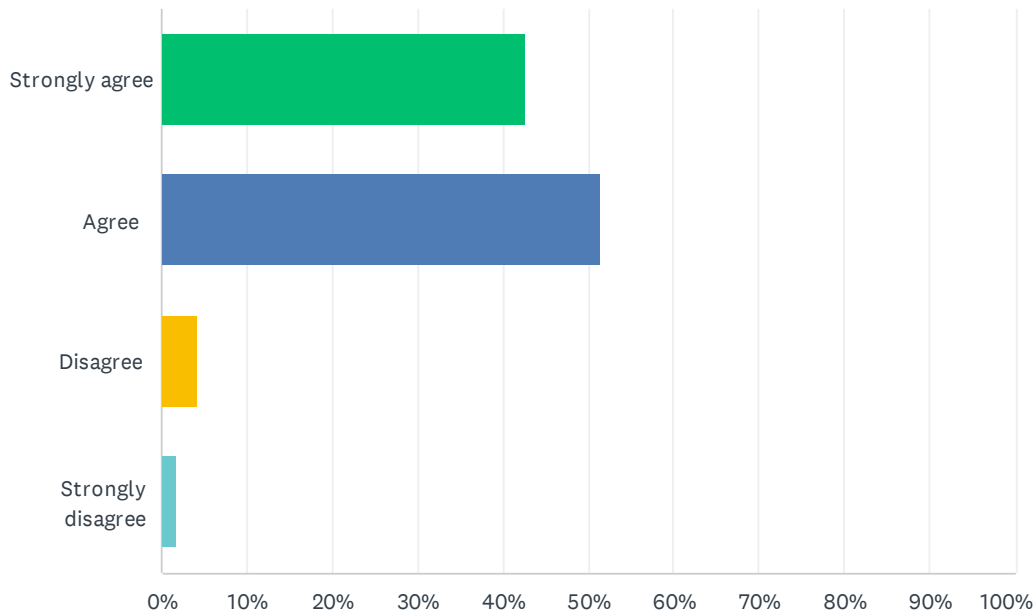
Answered: 3,565 Skipped: 1,492



ANSWER CHOICES	RESPONSES	
Strongly agree	43.93%	1,566
Agree	47.01%	1,676
Disagree	6.51%	232
Strongly disagree	2.55%	91
TOTAL		3,565

Q33 My child's school is safe.

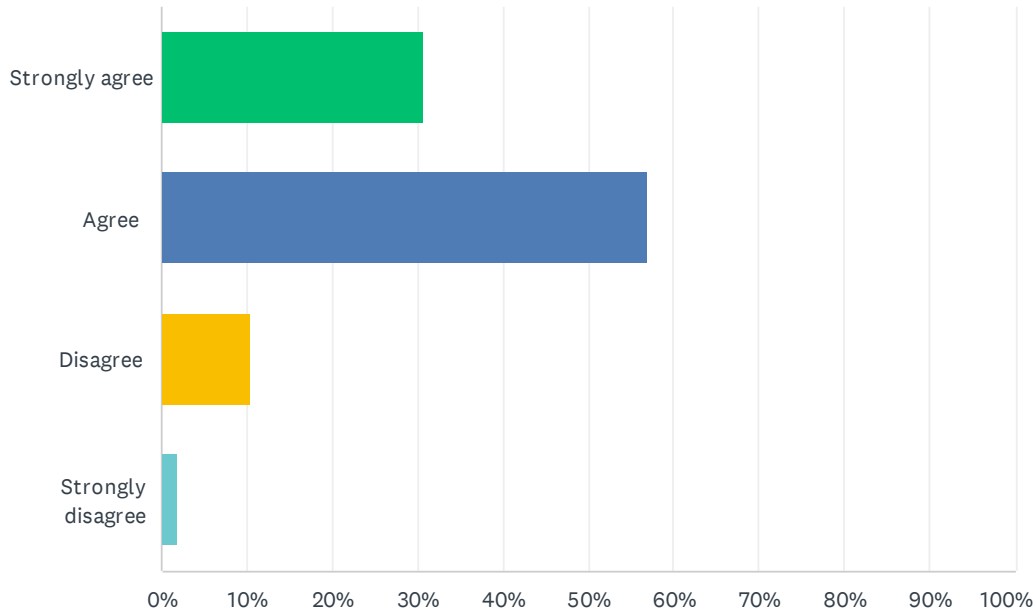
Answered: 3,571 Skipped: 1,486



ANSWER CHOICES	RESPONSES	
Strongly agree	42.59%	1,521
Agree	51.30%	1,832
Disagree	4.37%	156
Strongly disagree	1.74%	62
TOTAL		3,571

Q34 Our school provides opportunities and encourages stakeholders to be involved in the school.

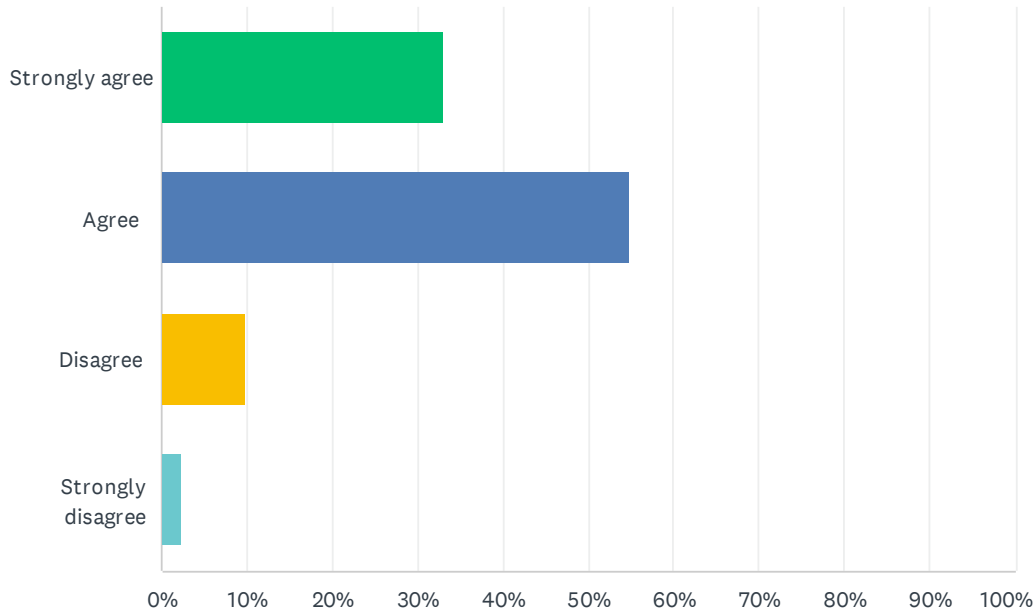
Answered: 3,490 Skipped: 1,567



ANSWER CHOICES	RESPONSES	
Strongly agree	30.72%	1,072
Agree	56.88%	1,985
Disagree	10.52%	367
Strongly disagree	1.89%	66
TOTAL		3,490

Q35 Our school respects and values input provided by families.

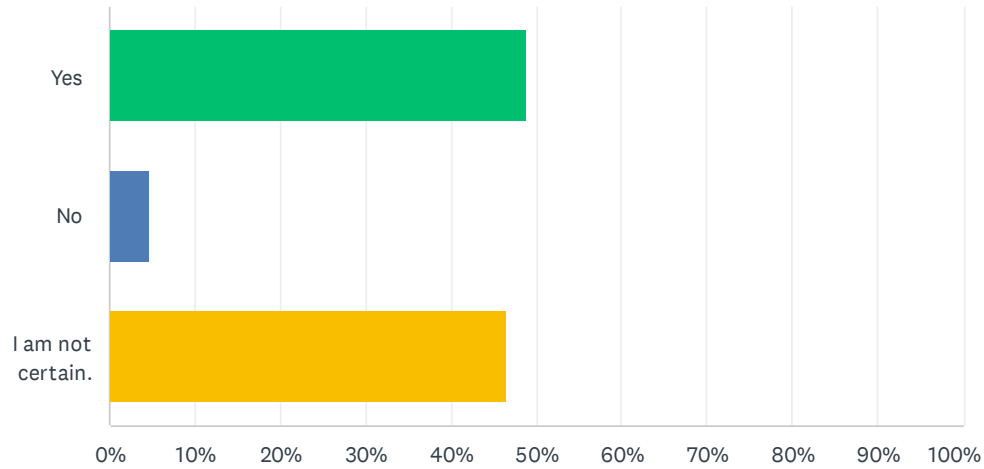
Answered: 3,505 Skipped: 1,552



ANSWER CHOICES	RESPONSES	
Strongly agree	32.98%	1,156
Agree	54.72%	1,918
Disagree	9.87%	346
Strongly disagree	2.43%	85
TOTAL		3,505

Q36 Our school has an active family advisory council or other family committee.

Answered: 3,511 Skipped: 1,546



ANSWER CHOICES	RESPONSES	
Yes	48.73%	1,711
No	4.76%	167
I am not certain.	46.51%	1,633
TOTAL		3,511

Q37 What do you like best about your child's school?

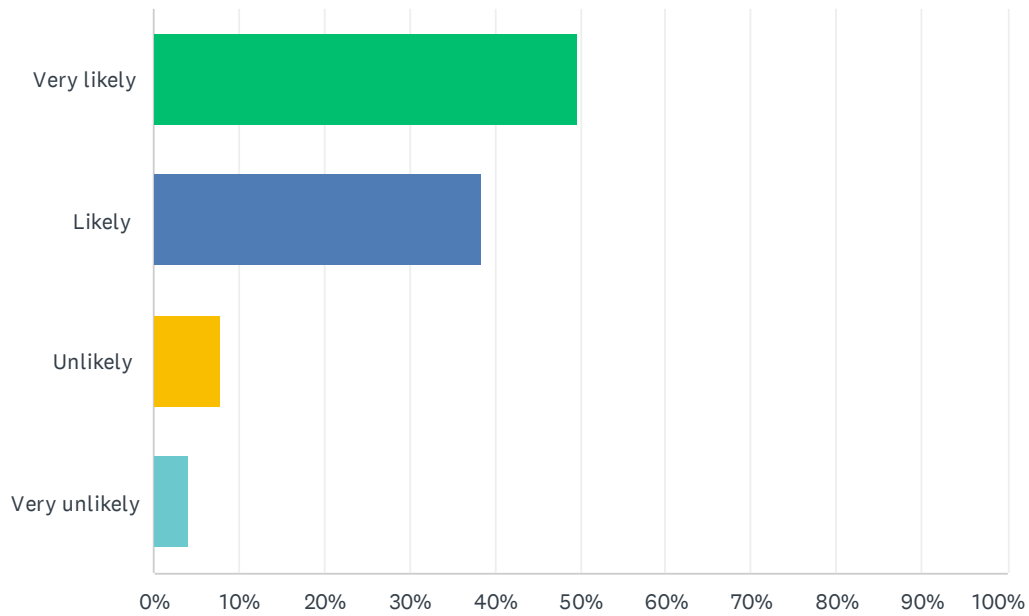
Answered: 2,781 Skipped: 2,276

Q38 What do you like least about your child's school?

Answered: 2,577 Skipped: 2,480

Q39 How likely are you to recommend this school to a friend or colleague?

Answered: 3,475 Skipped: 1,582



ANSWER CHOICES

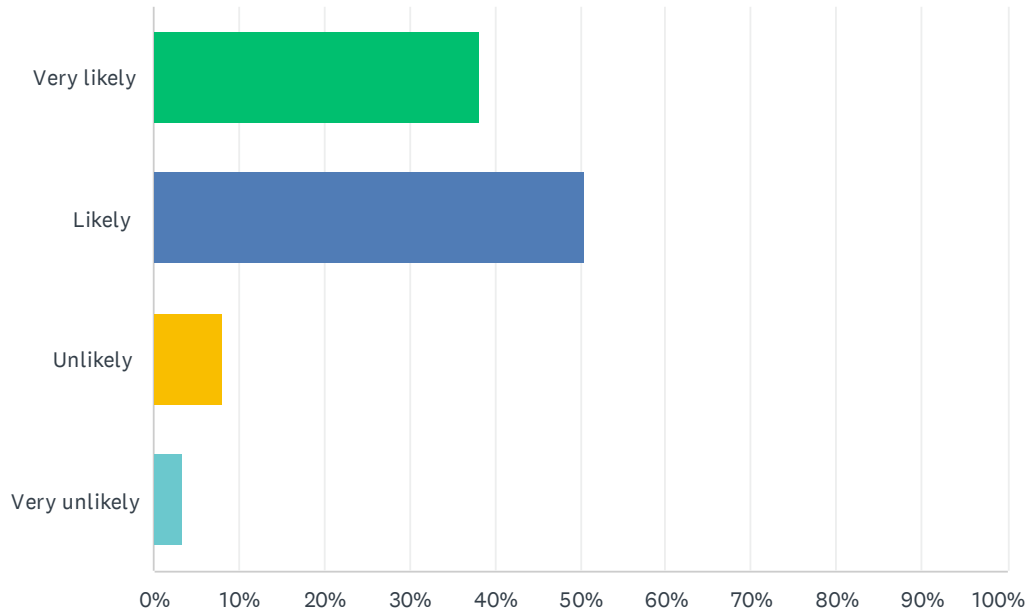
Very likely
Likely
Unlikely
Very unlikely
TOTAL

RESPONSES

49.73%	1,728
38.39%	1,334
7.88%	274
4.00%	139
	3,475

Q40 How likely are you to recommend Hernando Schools to a friend or colleague?

Answered: 3,479 Skipped: 1,578



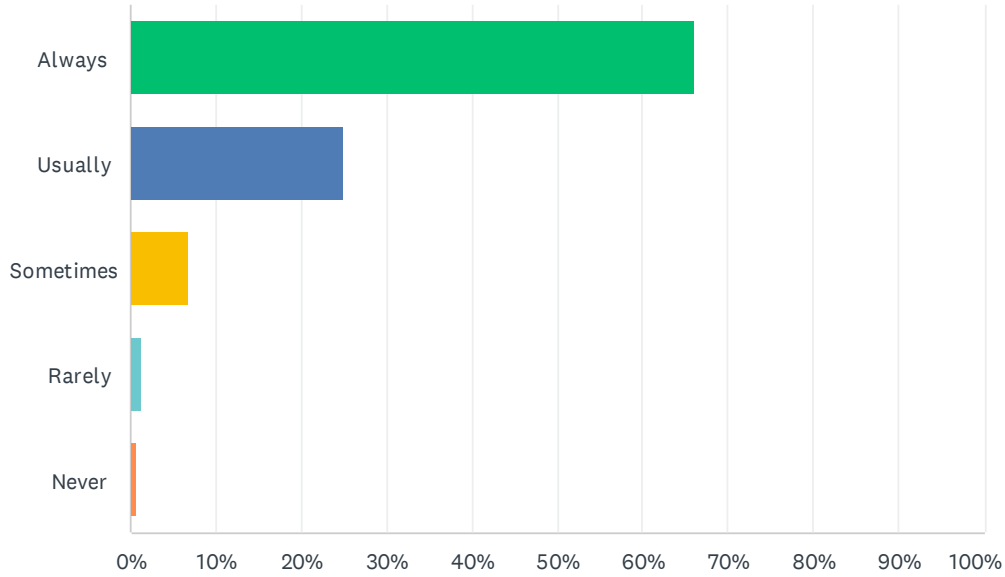
ANSWER CHOICES

RESPONSES

Very likely	38.14%	1,327
Likely	50.47%	1,756
Unlikely	8.05%	280
Very unlikely	3.33%	116
TOTAL		3,479

Q41 When I interact with school staff, either in person or over the phone, I am greeted politely and promptly.

Answered: 3,503 Skipped: 1,554



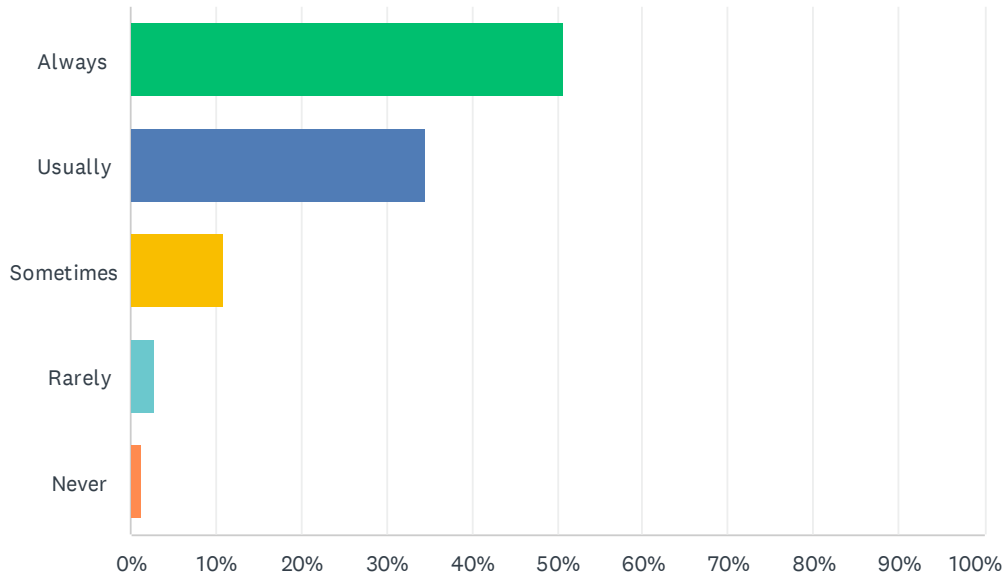
ANSWER CHOICES

RESPONSES

Always	66.17%	2,318
Usually	24.98%	875
Sometimes	6.91%	242
Rarely	1.37%	48
Never	0.57%	20
TOTAL		3,503

Q42 Are your questions dealt with immediately or passed to the right person who can get back to you quickly?

Answered: 3,502 Skipped: 1,555



ANSWER CHOICES

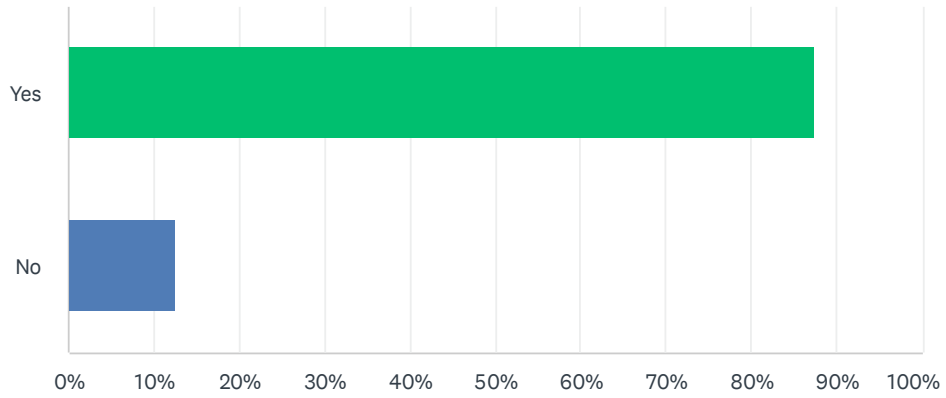
Always
Usually
Sometimes
Rarely
Never
TOTAL

RESPONSES

50.69%	1,775
34.44%	1,206
10.97%	384
2.71%	95
1.20%	42
	3,502

Q43 I feel that my concerns are taken seriously.

Answered: 3,489 Skipped: 1,568



ANSWER CHOICES

Yes

No

TOTAL

RESPONSES

87.50%

12.50%

3,053

436

3,489

Q44 Do you wish to provide additional detail or clarification for any of the questions?

Answered: 1,523 Skipped: 3,534